

TOYOTA LET'S
GO
BEYOND



ALL NEW YARIS
CROSS
HEV
ENERGIZE & ACTIVATE NOW

IT'S TIME FOR EVERYONE

DELICATE DESIGN

The adventurous soul with urban lifestyle fused into one delicate design that energize your drive and activate the soul at every journey.



ATTRACTIVE LED REAR COMBINATION LAMP

BLAZING LED HEADLAMP WITH DLR & FOLLOW ME HOME

RESILIENT ROOF RAIL

DAZZLING LED FOG LAMP



S HV CVT with GR Parts Aero Package

STUNNING 18" ALLOY WHEEL



S HV CVT with GR Parts Aero Package Type

ELECTRIC MANIFESTATION (All HV Type)

Our commitment to keep producing the ever-better car that suitable for everyone.



S HV CVT with GR Parts Aero Package Type

HIGH TECHNOLOGY HYBRID SYSTEM (All HV Type)

Toyota's self-charging hybrid electric vehicle is driven using both engine and battery-powered electric motor.



S HV CVT with GR Parts Aero Package Type

AUTO FOLDING & ELECTRIC RETRACTABLE OUTER MIRROR WITH WELCOMING LAMP (All Type)

All the easiness to maximize the safety.



S HV CVT with GR Parts Aero Package Type

STYLISH GR AEROKIT (All GR Parts Aero Package Type)

Amplify your style with sporty design of the GR Aerokit on every side of the car.



S HV CVT with GR Parts Aero Package Type

COZY SPACIOUS LUGGAGE (All Type)

Have the journey with all your necessity on the spacious luggage.



S HV CVT with GR Parts Aero Package Type

DELUXE LEATHER SEAT WITH GR LOGO (All S Type)

Comfortable yet sporty design on your seat to enhance your style with GR signature touch.



S HV CVT with GR Parts Aero Package Type

SEAMLESS ELECTRIC POWER BACK DOOR WITH KICK SENSOR (All S Type)

Conveniently open and close the back door with only a swipe of your feet.

ENERGIZING COMFORT

Enchanting Multicolor Ambient Illumination Light with voice command control (All HV Type) to set up your mood according to your heart with 14 color choices. Also equipped with Toyota Genuine Dash Camera DVR (All S Type), that allows you to record the journey and strengthen security through vision of the outside.



S HV CVT with GR Parts Aero Package Type



FANCY PANORAMIC GLASS ROOF WITH POWER SUNSHADE (All HV Type)

Enjoy the sky scenery with the advance technology.



S HV CVT with GR Parts Aero Package Type

CAPTIVATING 7" TFT MID (All Type)

Stylish interactive display that provides you all the essential information of the car.



S HV CVT with GR Parts Aero Package Type

MARVELOUS 10.1" DISPLAY AUDIO WITH WIRELESS SMARTPHONE CONNECTIVITY (All S Type)

Fulfill your senses and stay seamlessly connected through advanced multimedia system.



S HV CVT with GR Parts Aero Package Type

REFINED ELECTRIC PARKING BRAKE (All Type)

The progressive technology that brings safer, easier, and smarter brake just from one button.



S HV CVT with GR Parts Aero Package Type

CONVENIENT STEERING WHEEL WITH SWITCH BUTTON AND GR LOGO EMBLEM (All Type)


Drive with comfort to control your way with the adjustable steering wheel.



S HV CVT with GR Parts Aero Package Type

ENDEARING DRIVE MODE (ECO, NORMAL, POWER) (All S Type)

Choose your driving style according to your need with the adjustable drive mode.



S HV CVT with GR Parts Aero Package Type

MODERN WIRELESS CHARGER (All HV Type)

Facilitate high mobility user for comfortable driving experience.



S HV CVT with GR Parts Aero Package Type

NEAT ELECTRIC SEAT ADJUSTER (All S Type)

Easiness and comfort to support your driving experience.



S HV CVT with GR Parts Aero Package Type

CONVENIENT AUTO A/C (All S Type)

Control the temperature level precisely and easily within your touch.

S CVT & G CVT

(with GR Parts Aero Package)



DYNAMIC PADDLE SHIFT (All S Gasoline Type)

Boost your adrenaline and speed through your finger.



S CVT with GR Parts Aero Package



S CVT with GR Parts Aero Package

**INNER GRILLE
SPORTY ORNAMENT**
(Available in All Type)



S CVT with GR Parts Aero Package

**BACK DOOR
SPORTY ORNAMENT**
(Available in All Type)



S CVT with GR Parts Aero Package

DUCKTAIL (Available in All Type)



S CVT with GR Parts Aero Package

CARGO NET (Available in All Type)
Protective net for your luggage to keep your storage always in place.



S CVT with GR Parts Aero Package

AIR PURIFIER (Available in All Type)
Improve the air circulation quality in the cabin for better driving experience.



G CVT Type

DVR (DASH CAMERA)
(Only available in G Type)
Toyota Genuine Dash Camera that allow you to record the journey.

9" DISPLAY AUDIO WITH WIRELESS SMARTPHONE CONNECTIVITY (All G Type)

Experience advanced entertainment that connects to your personal space through the smartphone.



G CVT Type



G CVT Type

17" ALLOY WHEEL (All G Type)

Robust design with electric simplicity pattern that makes every journey counts.



G CVT



G CVT Type

TOYOTA CUSTOMIZATION OPTION

Toyota exclusive parts as an option for people to custom their car.**

**Installed with complete TCO Parts as an option.

**Customizations items for all type may vary depending on the products and areas availabilities, please contact your nearest dealer to learn more.

Tintouch
Live Connected

An integrated solution that you can access through mTOYOTA application. Giving you comfort, providing peace of mind, and keeping you stay connected with your car. (All S Type)

*Accessed with mTOYOTA.

SAFETY & CONVENIENCE



FIND MY CAR

Accurately know where the vehicle is parked to provide you feeling of safety and convenience.



GEOFENCING

Giving alert if your vehicle is outside the authorized zone to ensure your security at all times.



SAFE DRIVING REWARDS

Safely drive your Toyota and be rewarded with certain benefits based on your driving behavior.*


*For more information please contact the nearest dealer.

PEACE OF MIND



E-CARE (MAINTENANCE)

A reminder to you for periodic vehicle maintenance to make your vehicle always in the best performance.



TRIP DRIVING UPDATE

Record all vehicle journeys include distance and duration to support your vehicle always at the outstanding performance.



ROAD ASSISTANCE

Provide an SOS button if you get in an accident. You will be assisted by the Toyota Call Center to be directed to the Emergency Road Assistance (ERA) provider to make you feel safer while driving.



INQUIRY & SUPPORT CENTER

Direct assistance from Toyota Call Center to solve your problems. Give you more ability to keep moving forward.

ADVANCE SAFETY FEATURES

Ensure safety by enduring impacts to minimize the chance of injury.



BLIND SPOT MONITORING

Driving assistance system that notify you by giving graphic signal in the side mirror if another vehicle moving in the blind spot area. (All Type)



REAR CROSS-TRAFFIC ALERT

Broad rear vision enhancer to support safety that detects an object behind while maneuvering backwards. (All Type)



VEHICLE STABILITY CONTROL

Maintaining the vehicle stability when doing a sharp turn to avoid over or understeering. (All Type)



HILL START ASSIST

Preventing vehicle to slip backward on an uphill road. (All Type)



PANORAMIC VIEW MONITOR

Enhanced the visibility of the vehicle's surrounding while driving and parking which helps to prevent collision. (All S Type)



PEDAL MISOPERATION CONTROL

Preventing front collision when parking from accidentally punching the gas instead of the brake. (All S Type)



S HV CVT with GR Parts Aero Package



(All S Type)



PRE-COLLISION WARNING & PRE-COLLISION BRAKING

Integrated camera and radar system that help to reduce crash risk and damage in a frontal collision.



LANE DEPARTURE WARNING & LANE DEPARTURE PREVENTION

Support and assist the driver in avoiding unintended lane departure, with visual and audible alert plus steering assist.



ADAPTIVE CRUISE CONTROL

Detects a preceding vehicle and follow within a safe distance, therefore reducing the fatigue of long driving.



FRONT DEPARTURE ALERT

Alert driver with sound when preceding vehicle moving on traffic.



LANE KEEPING CONTROL

Assisting the driver in minimizing vehicle sway while driving in a straight line and activating the adaptive cruise control feature.



AUTOMATIC HIGH BEAM

Detect headlights and taillights of the vehicle in front and gives earlier detection of pedestrians or obstacles, then adjust the lamp and direction automatically when the button is switched on.

SPECIFICATIONS

| MODEL TYPE | | | GASOLINE | | | | HYBRID | |
|---------------------------------------|-----------------|--------|---|--|-----------|---|---------------|--|
| | | | G Type | | S Type | | | |
| | | | 1.5 G M/T | 1.5 G CVT | 1.5 S CVT | 1.5 S CVT with GR Parts Aero Package | 1.5 S HV CVT* | 1.5 S HV CVT with GR Parts Aero Package |
| DIMENSI / DIMENSION | | | | | | | | |
| Panjang / Overall Length | | | mm | 4.310 | | | | |
| Lebar / Overall Width | | | mm | 1.770 | | | | |
| Tinggi / Overall Height | | | mm | 1.615 | | | | |
| Jarak Poros Roda / Wheelbase | | | mm | 2.620 | | | | |
| Overhang | Depan / Front | mm | 860 | | | | | |
| | Belakang / Rear | mm | 830 | | | | | |
| Ground Clearance | | | mm | 210 | | | | |
| MESIN / ENGINE | | | | 2NR-VE | | | 2NR-VEX | |
| Tipe Mesin / Engine Type | | | | 4 Cylinders, Inline 16-valves DOHC with Dual-VVT-i | | | | |
| Isi Silinder / Displacement | | | cc | 1.496 | | | | |
| Torsi Maksimal / Max. Torque | Engine | Nm/rpm | 138 / 4.200 | | | 121 / 4.000 - 4.800 | | |
| | Electric Motor | Nm | | | | 141 | | |
| Daya Maksimal / Max. Power | Engine | kW/rpm | 78 / 6.000 | | | 67 / 5.500 | | |
| | Electric Motor | kW | | | | 59 | | |
| Emission Certification | | | | Euro 4 | | | | |
| Bahan Bakar / Fuel | Jenis / Type | | Gasoline | | | | | |
| | Sistem / System | | Sistem Injeksi Elektronik / Electronic Fuel Injection (EFI) | | | | | |
| Kapasitas Tangki / Fuel Tank Capacity | | | ltr | 42 | | | 36 | |
| SASIS / CHASSIS | | | | | | | | |
| Sistem Penggerak Roda / Drive System | | | | Sistem Penggerak 2 Roda / Two-Wheel Drive FR (FWD) | | | | |
| Transmisi / Transmission | | | | 5 M/T | CVT | | | |
| Diameter x Langkah / Bore x Stroke | | | mm x mm | 72,5 X 90,6 | | | | |
| Min. Turning Radius | | | m | 5,2 | | | | |
| Sistem Kemudi / Steering System | | | | Electric Power Steering (EPS) | | | | |
| Steering Column | | | | Tilt & Telescopic | | | | |
| Suspensi / Suspension | Depan / Front | | McPherson Strut | | | | | |
| | Belakang / Rear | | Torsion Beam | | | | | |
| Tipe Rem / Brake Type | Depan / Front | | 16" Ventilated Disc | | | | | |
| | Belakang / Rear | | Disc with EPB | | | | | |
| Sistem Rem / Braking System | | | | Anti Lock Braking System (ABS) + Electronic Braking Distribution (EBD) + Brake Assist (BA) | | | | |
| Rem Parkir / Parking Brake | | | | Tuas Elektrik / Electrical Switch with Auto Brake Hold | | | | |
| Ukuran Ban / Tire Size | | | | 215 / 60 R17 Alloy (Paint + Machining) | | 215 / 55 R18 Alloy (Paint + Machining) | | |
| SAFETY & SECURITY | | | | | | | | |
| SRS Airbag | | | | 6 Airbags (Driver + Passenger + Side + Curtain) | | | | |
| Anti-Theft System | | | | Alarm & Immobilizer | | | | |
| Emergency Brake Signal (EBS) | | | | With | | | | |
| Parking Sensor | | | | Front & Rear Clearance Sonar | | | | |

COLOR OPTIONS

All HV Type


Attitude Black Mica / Platinum White Pearl



Attitude Black Mica / Silver Metallic




Attitude Black Mica / Spicy Scarlet



All S Gasoline Type

Platinum White Pearl



Spicy Scarlet




All Gasoline Type

Silver Metallic



All Type

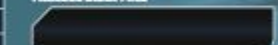
Super White II*




Greenish Gunmetal MLM*



Attitude Black Mica



Dark Red MLM*



Pilihan warna dalam brosur dapat sedikit berbeda dengan warna mobil sesungguhnya.
/Color options in the brochure might slightly be different from the actual color of the cars.

Untuk peningkatan mutu dan penyediaan dengan perkembangan teknologi, PT Toyota-Astra Motor sewaktu-waktu dapat mengubah spesifikasi, perlengkapan standar atau data lain dalam lembar spesifikasi ini.
/PT Toyota-Astra Motor reserves the right to alter any details of specifications and equipments without prior notice.

Spesifikasi dan kelengkapan dapat berbeda dengan gambar di brosur ini, tergantung model kendaraan.
/Details and specifications may differ from the picture shown, depending on models.

*Waktu inden minimal 3 bulan (perkiraan waktu bisa berubah tergantung keadaan pabrik).
/With minimum 3 months inden time (the time could be changed depending on factory state).



SCAN HERE
FOR MORE INFORMATION



TOYOTA
CUSTOMER CARE
☎ 1600016 | ☎ 0811333315 | 🌐 toyota.id



TOYOTA
INTERACTIVE
VIRTUAL ASSISTANT
🌐 1600016 | 🌐 toyota.id



T-CARE
Always Serve, Always Care

SCAN HERE FOR
MORE INFORMATION



ALL NEW
YARIS CROSS

SCAN HERE FOR
MORE INFORMATION

Authorized Toyota Dealer

CETARAN PERTAMA BULAN JUNI 2023

www.toyota.astra.co.id

PT TOYOTA-ASTRA MOTOR
Jl. Laksda Yon Sudarso Sunkir II
Jakarta 14330

TOYOTA
BERBAGI
Berbagai Manfaatnya Indonesia